



Vegetable Oil Report

14-Apr-21

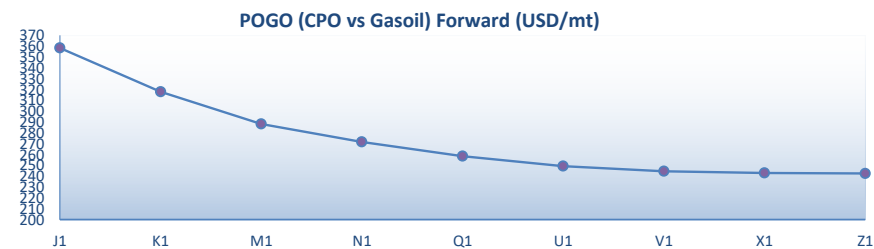
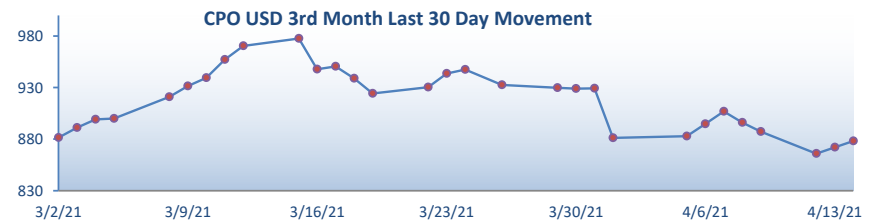
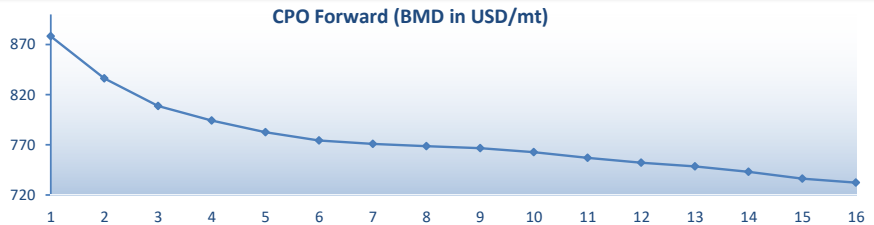
Comment: CPO futures and swaps closed \$5 higher on Wednesday. Indonesia estimated to consume 9.6 million kiloliters of biodiesel in 2022 - Reuters while Malaysian government is still maintaining a subsidized cooking oil quota of 60,000 MT per month despite the increase in the price of RBD palm oil, says Domestic Trade and Consumer Affairs (KPDNHEP) Minister Datuk Seri Alexander Nanta Linggi. In trades, CPOF May21 @ 841 trades.

Crude Palm Oil (USD/mt)			
Tenor	Bid	Offer	Change
Apr-21	877.1	879.1	▲ 6.2
May-21	835.2	837.2	▲ 5.0
Jun-21	807.7	809.7	▲ 4.4
Jul-21	793.2	795.2	▲ 5.0
Q2 21	838.5	843.5	▲ 5.2
Q3 21	781.2	786.2	▲ 5.5

CPO AT THE MONEY Straddle run (BMD)			
Tenor	Strike	Bid	Offer
Aug-21	3500	380	420
Sep-21	3400	400	440

CPO Bullet Future			
Tenor	Bid	Offer	Change
May-21	850.0	852.0	▲ 4.8
Jun-21	818.2	820.2	▲ 4.0
Jul-21	798.6	800.6	▲ 4.8
Aug-21	786.7	788.7	▲ 5.4

POGO (USD/mt)			
Tenor	Bid	Offer	Change
Apr-21	356.8	359.8	▼ -1.7
May-21	316.2	319.2	▼ -3.0
Jun-21	286.7	289.7	▼ -3.3
Jul-21	270.2	273.2	▼ -2.7



Palm Derivative Update								
Tenor	BMD		MYR		BMD in USD		Quarters	Our Current Quote
	Bid	Offer	Bid	Offer	Bid	Offer		
Apr-21	4148.0	4150.0	4.1416	4.1467	880.5	882.1	Q2.21/AMJ	
May-21	3959.0	3960.0	4.1460	4.1517	845.8	847.7	849.32/851.20	
Jun-21	3735.0	3737.0	4.1505	4.1565	821.7	823.8		
Jul-21	3567.0	3570.0	4.1547	4.1606	804.5	806.7	Q3.21/JAS	
Aug-21	3456.0	3459.0	4.1587	4.1650	793.0	795.4	794.59/796.96	
Sep-21	3375.0	3379.0	4.1628	4.1695	786.3	788.8		
Oct-21	3319.0	3324.0	4.1668	4.1740	782.2	785.3	Q4.21/OND	
Nov-21	3287.0	3292.0	4.1713	4.1790	779.0	782.9	778.75/782.55	
Dec-21	3270.0	3275.0	4.1756	4.1838	775.0	779.5		



Overall Commodities broker



Access the full forward curves of SCB Veg Oil on:

[Bloomberg](#): this link & type RENW <GO>

[Refinitiv Eikon](#): this link & type APP SCB

[Barchart CmdtyView](#): this link

Copyright © 2021 SCB Group. All rights reserved. You are receiving this email because you opted in via our website - starcb.com
 This communication is strictly for marketing purposes only. No part of this communication may be internally or externally copied, reproduced, distributed, or transmitted in any form without the express written consent of SCB. No information or data in this communication shall form part of any other purpose including and not limited to risk reporting, P&L reporting, management reporting, benchmarking and market analyses. This communication is not intended as an offer or solicitation for purchase or sale of any financial instrument or as an official confirmation of any transaction. SCB makes no warranties regarding the completeness, accuracy or timeliness of any information or data in this communication. The communication is provided on an "as-is" basis. SCB shall not be held liable for any loss or damage arising from any parties' reliance or use of this communication. If you received this in error, please contact the sender and delete this communication from any computer.

#SCBWeNeverStop